

RESERVOIR



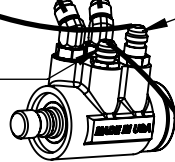
AN-6

(L)-6

(R)-6


(T)-8

(P)-6



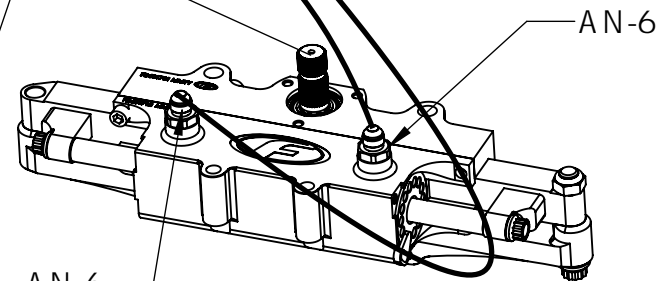
AN-10

7/8" PRESS ON FITTING



PS PUMP

AN-6



AN-6

AN-6

STEERING SHAFT

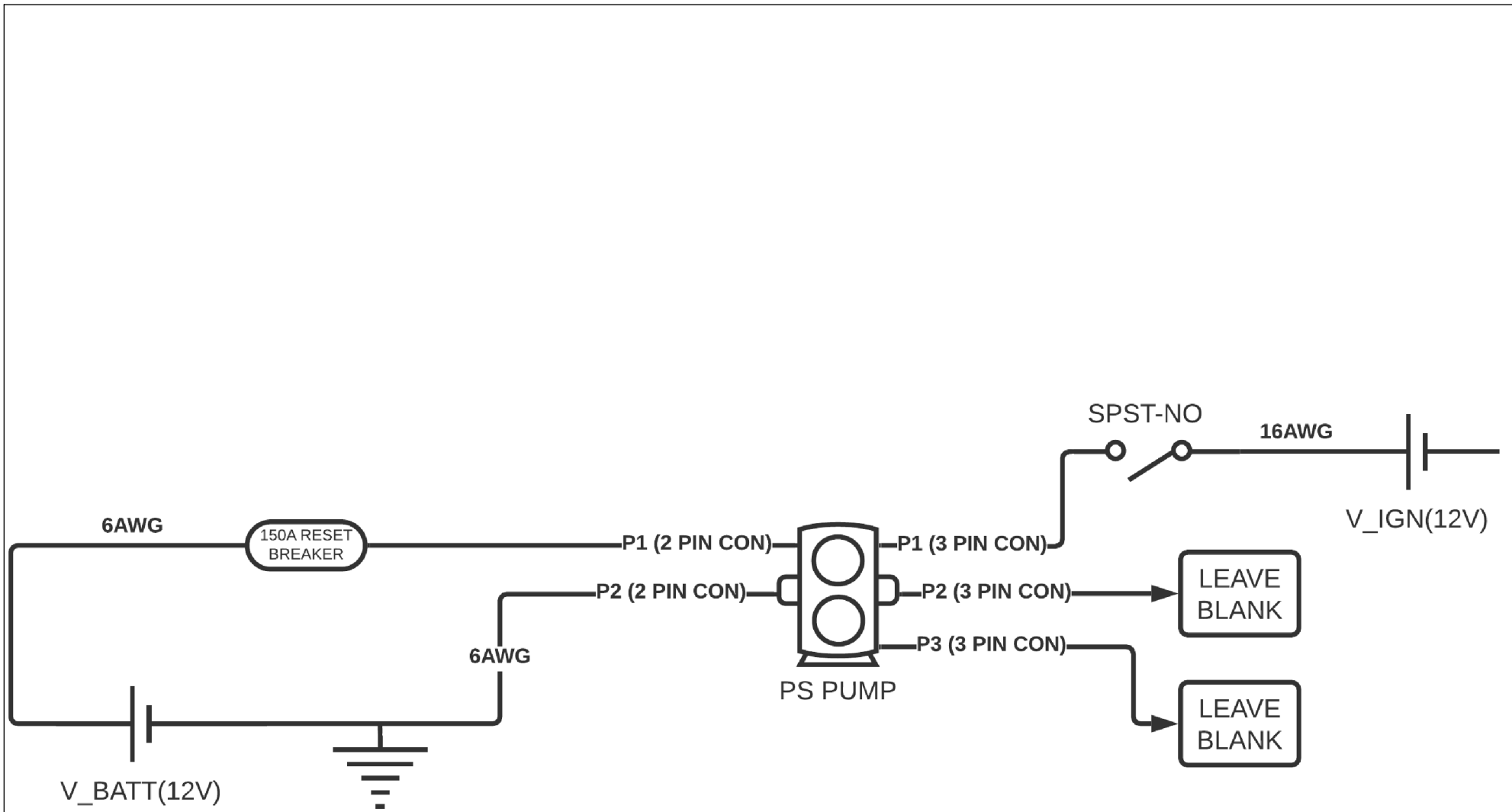


9422 Bond Avenue, El Cajon, CA 92021

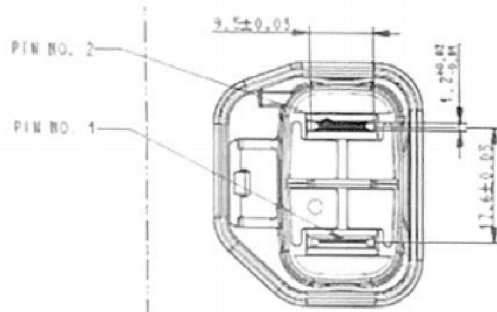
PR3 2.0, X3 STEERING,
PLUMBING

CAD FILE: .

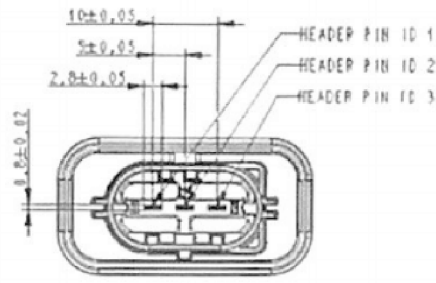
SHEET 1 OF 3



CONNECTORS ON PUMP



POWER CONNECTOR DETAIL
2:1

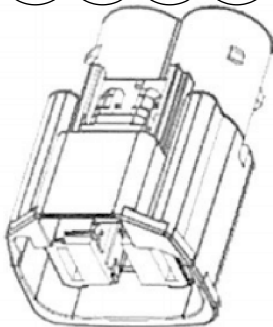


SIGNAL CONNECTOR DETAIL
2:1

Connector Pin Assignment

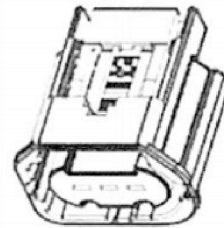
PIN DESIGNATION TABLE		
HEADER PIN ID	FUNCTION	CONNECTOR REFERENCE
1	IGN / V ign	PLUS 1 TAZAP1 SM5T-14A444-GCC (CODE A) TYPE: SIGNAL
2	CAN LOW / CAN_LO	
3	CAN HIGH / CAN_HI	
1	VBatt / VBATT	PLUS 2 TAZAP1 SM5T-14A444-NBC (CODE A) TYPE: POWER
2	GND / VO	

(EPP: A001922T)



Power Connector

Item	Description	Part Number (Yazaki)	Quantity	Remarks
1	Housing (Keyway A)	7287-1991-30	1	
2	Terminal	7116-5625-06	2	Metallisation Ag 16 mm ²
3	Seal	7158-3672-70	2	16 mm ²



Signal Connector

Item	Description	Part Number (Yazaki)	Quantity	Remarks
1	Housing (Code A)	7283-8977-30	1	
2	Terminal	7116-4152-02	3	Metallisation Sn 1.5-2.5 mm ²
3.1	Seal	7158-3116-50	3	Color RED 1.0-2.5 mm ²
3.2	Seal (Optional)	7158-3115-80	3	Color BROWN 0.35-0.75 mm ²

(30)



9422 Bond Avenue, El Cajon, CA 92021

PR3 2.0, X3 STEERING,
CONNECTORS

CAD FILE: ■

SHEET 3 OF 3